

# AHRQ Resource Materials

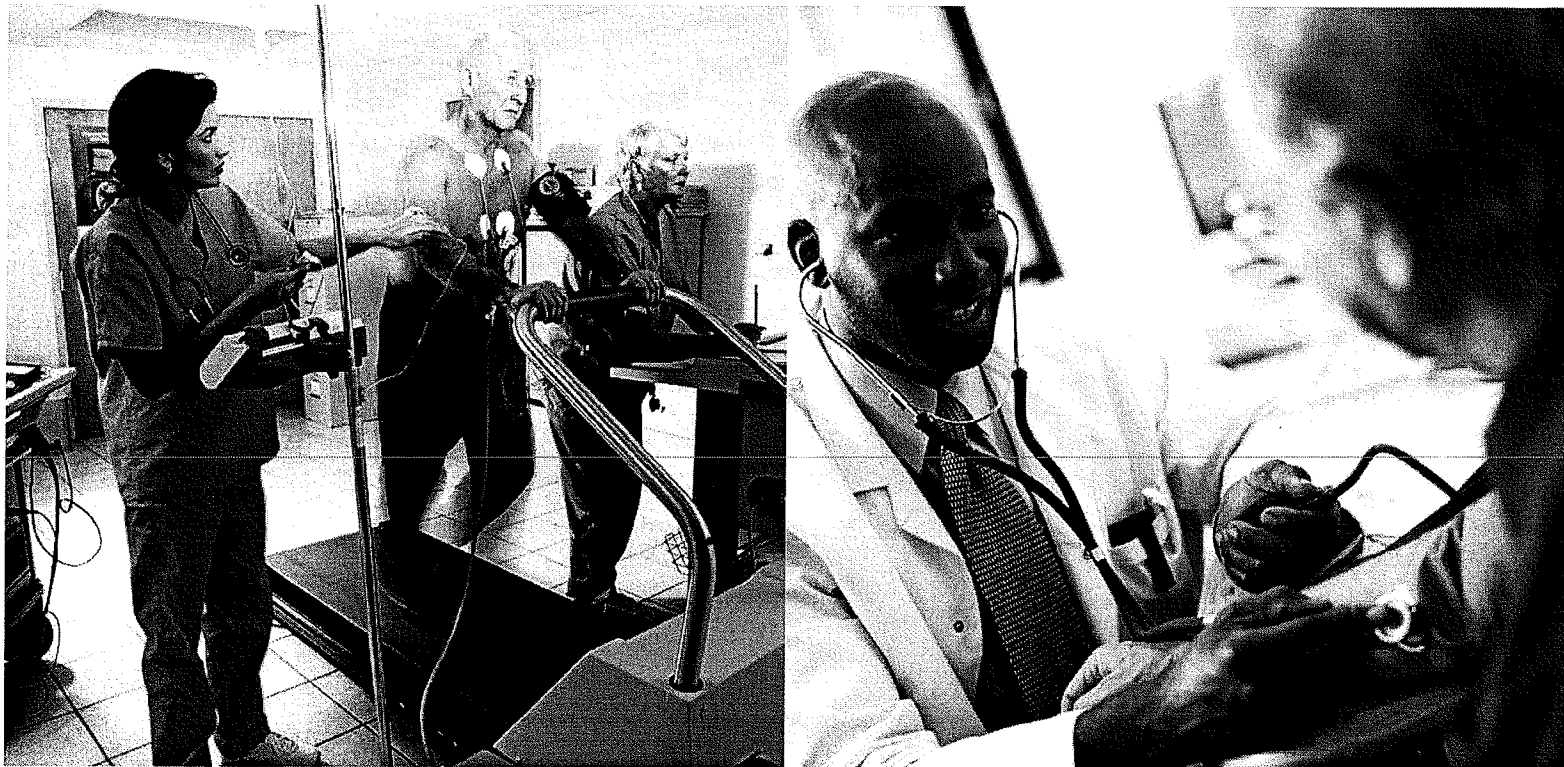
## Guides for Patients and Families

- Your Guide to Coumadin/Warfarin Therapy  
<http://www.ahrq.gov/consumer/coumadin.htm>  
3 Pages includes information to order copies and a table of contents.
- Your Guide to Preventing and Treating Blood Clots  
<http://www.ahrq.gov/consumer/bloodclots.htm>  
3 pages includes information to order copies and a table of contents.

## Guides for Healthcare Organizations

- Preventing Hospital-Acquired Venous Thromboembolism: A Guide for Effective Quality Improvement  
<http://www.ahrq.gov/qual/vtguide/>  
4 Pages includes table of contents.

# Your Guide to Coumadin<sup>®</sup>/Warfarin Therapy



Agency for Healthcare Research and Quality  
Advancing Excellence in Health Care • [www.ahrq.gov](http://www.ahrq.gov)

## Notes:

---

---

---

---

---

---

---

---

---

---

---

---

---

---

---

---

### **How to Order AHRQ Booklets**

For more copies of this booklet, e-mail the AHRQ Publications Clearinghouse at [AHRQPubs@ahrq.hhs.gov](mailto:AHRQPubs@ahrq.hhs.gov) or call the toll-free number: 800-358-9295.

For other consumer and patient materials, go to the AHRQ Web site at: [www.ahrq.gov/consumer](http://www.ahrq.gov/consumer).

This booklet is based on a product developed by Carla Huber, A.R.N.P., M.S., Cedar Rapids Community Anticoagulation Clinic, Cedar Rapids, Iowa ([chuber@pcofiowa.com](mailto:chuber@pcofiowa.com)), under Agency for Healthcare Research and Quality (AHRQ) Grant No. 1 U18 HSO15830-01 to Kirkwood Community College.

This document is in the public domain and may be used and reprinted without special permission. Citation of the source is appreciated.

## Contents

Introduction .....	2
What Coumadin®/Warfarin Is and What It Does for You .....	3
How to Take Coumadin®/Warfarin .....	3
Blood Tests.....	4
Possible Side Effects .....	5
Stay Safe While Taking Coumadin®/Warfarin.....	6
Use of Other Medications .....	8
Diet for Coumadin®/Warfarin Users .....	10
Share Information With Your Other Doctors.....	11
Medical Conditions .....	12
Blood Clots.....	12
Blood Clots in the Lung.....	12
Heart Attack .....	12
Heart Valve Disease .....	13
Heart Valve Replacement.....	13
Irregular Heartbeat.....	13
Stroke.....	13

### Warning!

Doctors warn against taking Coumadin®/warfarin if you are pregnant or planning to get pregnant. Coumadin®/warfarin may cause birth defects or bleeding that may harm or even lead to the death of your unborn child.

# Your Guide to Preventing and Treating Blood Clots



Agency for Healthcare Research and Quality  
Advancing Excellence in Health Care • [www.ahrq.gov](http://www.ahrq.gov)

### How to Order AHRQ Booklets

For more copies of this booklet, e-mail the AHRQ Publications Clearinghouse at [AHRQPubs@ahrq.hhs.gov](mailto:AHRQPubs@ahrq.hhs.gov) or call the toll-free number: 800-358-9295.

You may also be interested in ordering a copy of *Your Guide to Coumadin®/Warfarin Therapy*. This booklet from AHRQ helps you understand why you are taking Coumadin®/warfarin and how to keep yourself healthy. For a free copy, request AHRQ publication number 08-0028-A (English) or 08-0028-B (Spanish).

To find other consumer materials, go to the AHRQ Web site at [www.ahrq.gov/consumer](http://www.ahrq.gov/consumer).

This booklet is based on a product developed by Ann Wittkowsky, Pharm.D., Brenda K. Zierler, Ph.D., R.N., R.V.T., and the V.T.E. Safety Toolkit Team at the University of Washington, Seattle, under Agency for Healthcare Research and Quality Grant No. U18 HS015898-01.

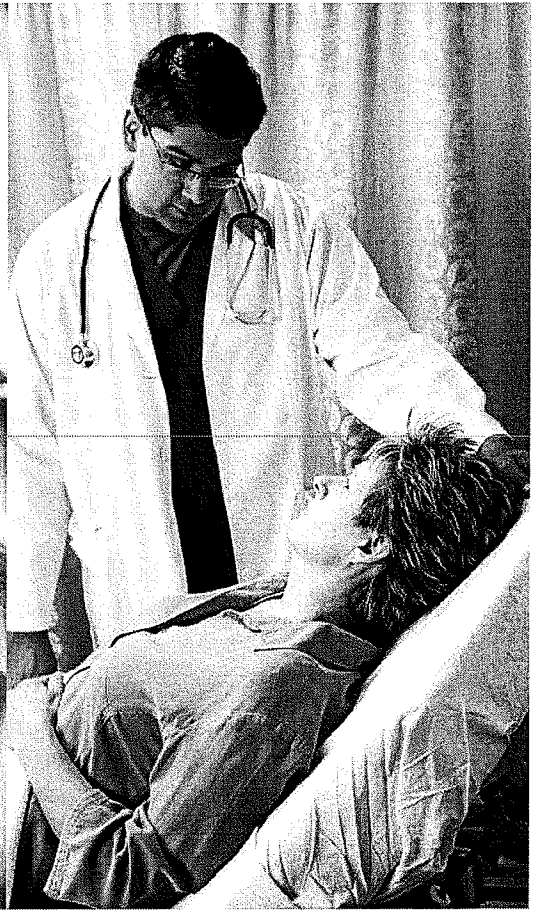

This document is in the public domain and may be used and reprinted without special permission. Citation of the source is appreciated.

## Contents

Introduction .....	3
Causes of Blood Clots .....	3
Symptoms of a Blood Clot .....	4
Preventing Blood Clots .....	5
Treatment for Blood Clots .....	6
Side Effects of Blood Thinners .....	7
List of Terms .....	7

# Preventing Hospital-Acquired Venous Thromboembolism

A Guide for Effective Quality Improvement



Agency for Healthcare Research and Quality  
Advancing Excellence in Health Care • [www.ahrq.gov](http://www.ahrq.gov)





# **Preventing Hospital-Acquired Venous Thromboembolism**

## **A Guide for Effective Quality Improvement**

Prepared for:  
Agency for Healthcare Research and Quality  
U.S. Department of Health and Human Services  
540 Gaither Road  
Rockville, MD 20850  
[www.ahrq.gov](http://www.ahrq.gov)

---

Prepared by:  
Society of Hospital Medicine  
Greg Maynard M.D., M.Sc.  
University of California, San Diego Medical Center  
Jason Stein, M.D.  
Emory University Hospitals

AHRQ Publication No. 08-0075  
August 2008

# Contents

<b>Preface</b> .....	<b>v</b>
A Preventable Problem .....	v
How to Use This Guide.....	vi
<b>Chapter 1. Take Essential First Steps</b> .....	<b>1</b>
Ensure Support From the Institution .....	1
Survey Previous or Ongoing Efforts and Resources.....	2
Clarify Key Stakeholders, Reporting Hierarchy, and Approval Process.....	3
Assemble an Effective Team.....	4
Set General Goals and a Timeline .....	5
Use a Structured Framework for Improvement to Plan and Guide Progress .....	5
<b>Chapter 2. Lay Out the Evidence and Identify Best Practices</b> .....	<b>7</b>
Know What the Literature Says .....	7
Construct the Venous Thromboembolism Protocol .....	9
Integrate the Venous Thromboembolism Protocol.....	14
<b>Chapter 3. Analyze Care Delivery</b> .....	<b>15</b>
Diagram Care Delivery to Identify Failure Modes .....	15
Analyze Care Delivery to Identify “Rate-Limiting Steps” .....	17
<b>Chapter 4. Track Performance With Metrics</b> .....	<b>19</b>
Key Metric 1: Prevalence of Appropriate Venous Thromboembolism Prophylaxis .....	19
Key Metric 2: Incidence of Hospital-Acquired Venous Thromboembolism .....	19
Data Collection .....	22
Data Reporting Using Run Charts .....	24
Transform General Goals Into a Metric-Specific Aim Statement.....	24
Balancing Measures .....	26
<b>Chapter 5. Layer Interventions</b> .....	<b>27</b>
The Venous Thromboembolism Protocol.....	27
Key Principles for Effective Quality Improvement Interventions .....	27
Beyond the Venous Thromboembolism Protocol: Using a “Hierarchy of Reliability” .....	29
<b>Chapter 6. Continue to Improve</b> .....	<b>33</b>
Learning in the Clinical Setting: Plan-Do-Study-Act .....	33
Spreading Improvement to Other Units.....	34

## Appendixes

Appendix A. Talking Points to Attract Administration Support for Venous Thromboembolism Prevention Programs .....	35
Appendix B. Sample Venous Thromboembolism Protocol/Order Set.....	41
Appendix C. Suggested Reading for Venous Thromboembolism Protocol Development....	43
Appendix D. Chart Audit Form .....	44
<b>Glossary.....</b>	<b>47</b>
<b>References.....</b>	<b>48</b>

## Figures

Figure 1. Sequence and Relationship of Steps in a Quality Improvement Project Aimed at Reducing Incidence of Hospital-Acquired Venous Thromboembolism .....	6
Figure 2. Care Delivery for Preventing Hospital-Acquired Venous Thromboembolism .....	16
Figure 3. Care Delivery for Preventing Hospital-Acquired Venous Thromboembolism .....	18
Figure 4. Outcomes Chain for Hospital-Acquired Venous Thromboembolism .....	20
Figure 5. Comparison of Tabular Data and Run Chart from the University of California, San Diego Medical Center .....	25

## Tables

Table 1. Discharge Codes for Deep Vein Thrombosis and Pulmonary Embolism .....	2
Table 2. Risk of Deep Vein Thrombosis in Hospitalized Patients .....	7
Table 3. Methods for Defining Hospital-Acquired Venous Thromboembolism.....	21
Table 4. Hierarchy of Reliability .....	29
Table 5. Armamentarium of Quality Improvement Strategies.....	31
Table 6. Advantages of Plan-Do-Study-Act and Principles for Success.....	33

## Case Studies

Case Study 1. Questions the University of California, San Diego Medical Center Encountered While Developing Its Venous Thromboembolism Protocol .....	11
Case Study 2. Questions Emory University Hospitals Encountered While Developing Its Venous Thromboembolism Protocol .....	13
Case Study 3. Actual Failure Modes from the University of California, San Diego Medical Center and Emory University Hospitals .....	15